
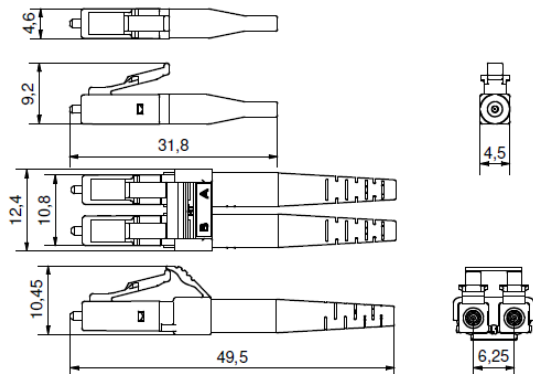


LC-Simplex/Duplex connector



Properties and applications

- LC-Simplex/Duplex connectors for fiber optic cabling in broadband networks (telecom, MAN, WAN, CATV, GPON, FTTA, FTTx), building cabling (LAN, campus), data center, industry, laboratory and medical technology
- for cables with single core elements 600/900µm (e.g. buffered fiber for pigtails, breakout, mini breakout, figure "0" and figure "8" cables)
- A/B polarity of duplex connectors easily changeable without tools
- Translucence protection cap, fast and secure to handle and permeable for the light of laser pointers (visual fault locators)

Standards

LC-Simplex/Duplex connector according to IEC/DINEN 61754-20 and EIA/TIA 604-10

Material

- Ferrule: Zirconia ceramic, Ø 1.25 mm
- Body: PEI, flammability UL94-V0
- Boot: TPE, flammability UL94-V0
- Protection cap: POM, flammability UL94-HB

Optical properties

The quality feature of the connector at your product is identified by the part number:

- BASIC: Part numbers like XXXAXXXX
- PURE: Part numbers with "P" at their end, XXXAXXXXP

Details about PURE see Produktinfo_Qualitätsmerkmal-PURE_od

Insertion Loss IL acc. to IEC61300-3-4, Method B, against reference, maximum [dB]:

	Quality feature	BASIC	PURE
- Singlemode SM, 9/125µm		0,30	0,20
- Multimode low IL OM2, OM3, OM4, OM5, 50/125µm		0,15	0,15

Insertion Loss IL „random mated“ acc. to IEC61300-3-34, Method 2, [dB]:

Qualitätsmerkmal BASIC	Mittelwert	Maximum
- Singlemode SM, 9/125µm	0,13	0,50
- Multimode low IL OM2, OM3, OM4, OM5, 50/125µm	0,03	0,27

Insertion Loss IL quality feature PURE "random mated" application limit value, maximum [dB]:

- Singlemode SM, 9/125µm	97%	0,25
- Multimode low IL OM2, OM3, OM4, OM5, 50/125µm	100%	0,40

GHMT PVP certificate
No.: c5711X-XX
No.: c5937X-XX



Dieses Dokument ist urheberrechtlich geschützt • This document is protected by copyright • Rosenberger OSI GmbH & Co. OHG

LC-Simplex/Duplex connector

Optical properties

Return Loss RL acc. to IEC61300-3-6, Method 1, against reference, minimum [dB]:

	Quality feature	BASIC	PURE
- Singlemode SM, 9/125µm, PC 0°		45	45
- Singlemode SM, 9/125µm, UPC 0°		55	55
- Singlemode SM, 9/125µm, APC 8°		65	70
- Multimode all 50µ OM classes		35	40

Mechanical properties

- Mating cycles min. 1000, IL increase < 0.2 dB
- Strain relief max. 100 N, dependent on cable type

Thermal properties

- Operation temperature range -40°C to +85°C, dependent on cable type
- Storage temperature range -40°C to +85°C

Cable diameters

- Round cable types Ø 0,9 bis 3.0 mm
- Hotmelt Duplex Ø 4,8 ~ 7.0mm

Colors

Connector body / boot:

- Singlemode SM, 9/125µm, PC and UPC 0° blue / blue
- Singlemode SM, 9/125µm, APC 8° green / green
- Multimode OM2, OM3, OM4, OM5, 50/125µm black / black

Polarity change

Step 1: Remove duplex clip


- When changing polarity, the release levers should be facing up as shown in the picture.
- Remove one of two simplex connectors from the duplex clip by pressing down and out, supported by a slight tilt movement.
- Then release the second simplex connector from the duplex clip in a similar manner.

Step 2: Reattach duplex clip

- Push back the boot of both simplex connectors
- Reattach the duplex clip over the simplex connectors that have been changed in position and insert the simplex connectors (a click is noticeable).

Step 3: Final assembly duplex connector

- Slide the boot of both simplex connectors to their original position.



Dieses Dokument ist urheberrechtlich geschützt • This document is protected by copyright • Rosenberger OSI GmbH & Co. OHG

Draft	Date	Approved	Date	Rev.	Engineering change number	Name	Date
S. Wiener	16.03.2021	H. Jungbäck	2021-03-16	003		H. Jungbäck	2022-10-07

While the information has been carefully compiled to the best of our knowledge, nothing is intended as representation or warranty on our part and no statement herein shall be construed as recommendation to infringe existing patents. In the effort to improve our products, we reserve the right to make changes judged to be necessary.